
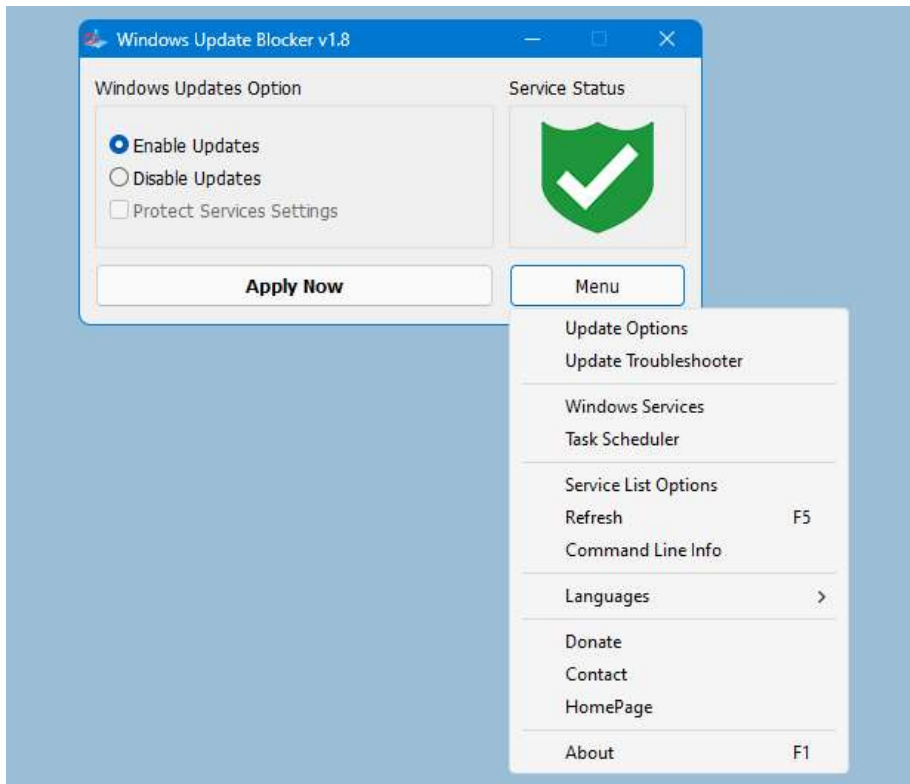


## Windows Update Blocker v1.8

[Sordum Team](#) | [June 10, 2023](#) | [793 Comments](#)



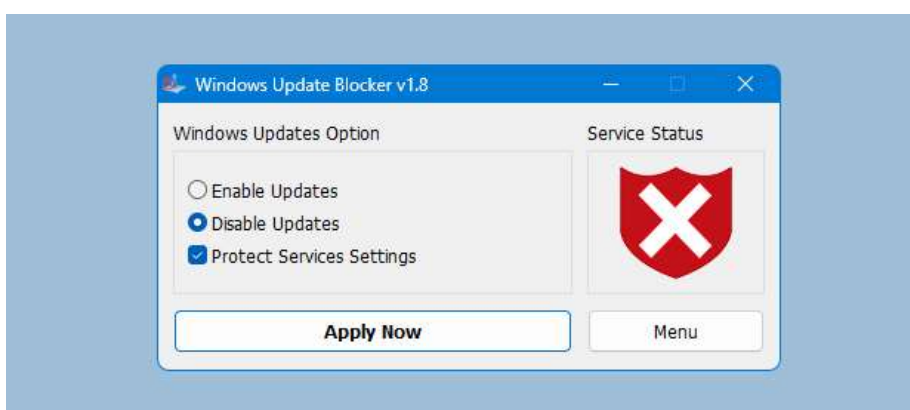
Windows 11 and 10 offers less UI control over the updating behavior of the operating system than previous versions of Windows , There is no option to turn off Windows Updates using the Control Panel or Settings app in Windows 11 & 10, it checks for updates automatically and install any updates they find, whether you like it or not. This new feature is actually pretty convenient for most users. If you want control over the update process you can disable the Windows Update service . This requires that you open the Services manager, locate the service and change its startup parameter and status. You would then have to enable the service again whenever you want the operating system to check for updates (It does not look so easy).



Windows Update Blocker is a freeware that helps you to completely disable or enable Automatic Updates on your Windows system , with just a click of the button . This utility is portable, which means that you are no longer required to go through the installation process and no leftovers will remain on the HDD after its removal. if you place the program file to an external data device, you make it possible to take Windows Update Blocker everywhere with you and use it on any computer you come in contact with, who has things configured just right, and doesn't want to take the chance that an update might mess up their system. This utility is for that person.

### How it works

After downloading, extract Windows Update Blocker to your desired location, then run it

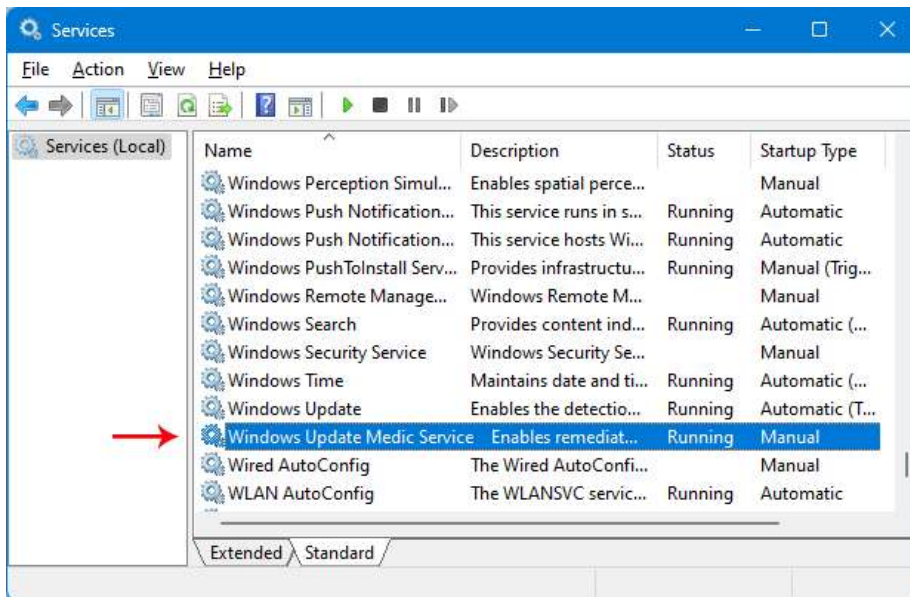


service status icon will show your windows Update service status , if you want to block Automatic Windows Updates Choose "Disable Service" And

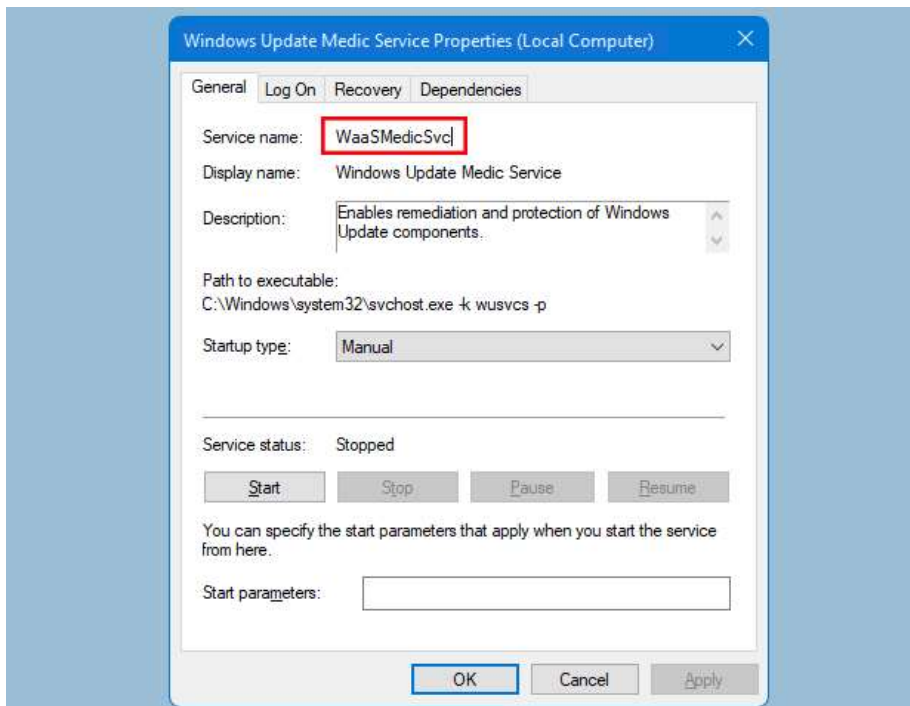
click "Apply Now" Button , Protect service settings can prevent Uncontrolled change (Recommended).

## How to block any other service and protect the settings

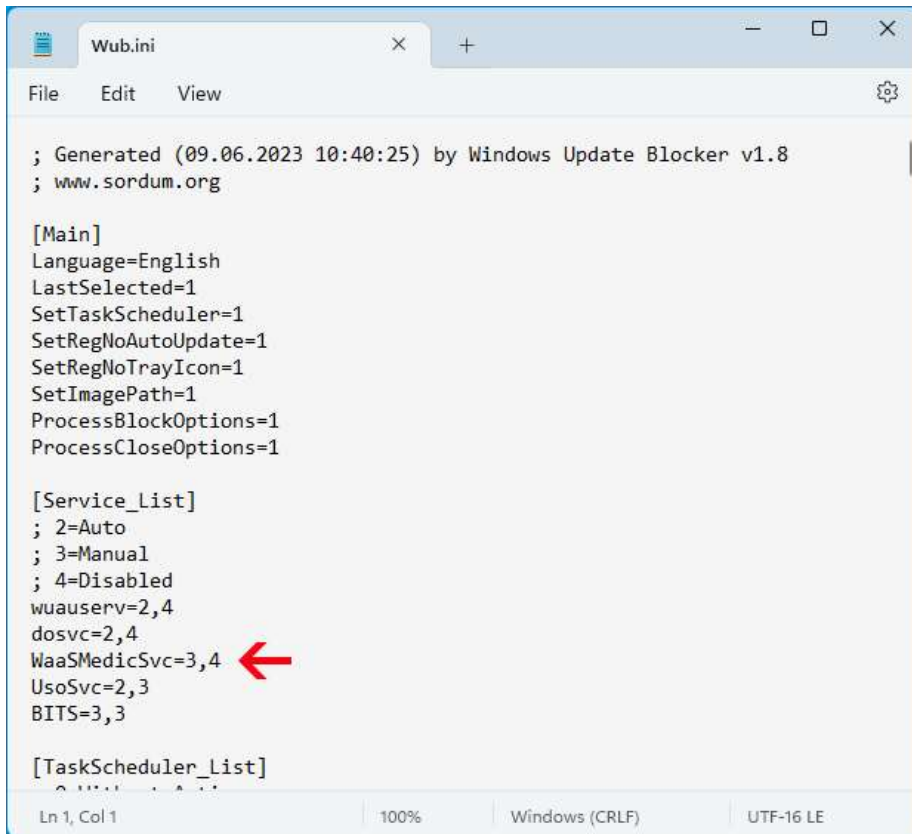
Windows Update Blocker New version allow users to add any other service into Wub.ini file to block it , first please edit Wub.ini file and add your desired service name under the "dosvc=2,4" line , for example if you want to block "Windows Update medic Service" Please open services and find it



then click on it and copy the Service Name



Write or paste the service name under the dosvc=2,4 line



```

; Generated (09.06.2023 10:40:25) by Windows Update Blocker v1.8
; www.sordum.org

[Main]
Language=English
LastSelected=1
SetTaskScheduler=1
SetRegNoAutoUpdate=1
SetRegNoTrayIcon=1
SetImagePath=1
ProcessBlockOptions=1
ProcessCloseOptions=1

[Service_List]
; 2=Auto
; 3=Manual
; 4=Disabled
wuauserv=2,4
dosvc=2,4
WaaSMedicSvc=3,4
Usosvc=2,3
BITS=3,3

[TaskScheduler_List]




































```
































Finally open Windows Update Blocker and use “Apply now” button. If you want to delete recently added service after a while please follow these steps:

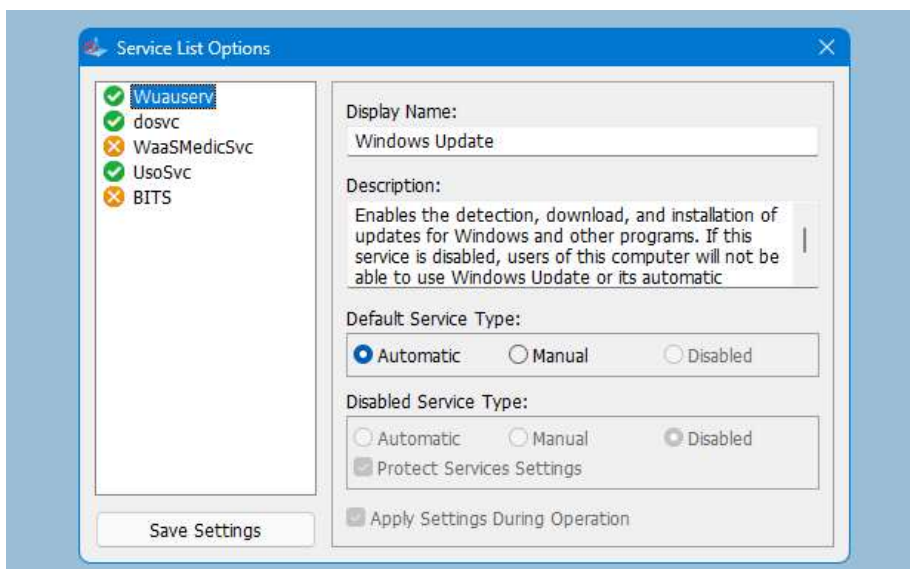
1. Open Windows Update Blocker and choose enable service option then use Apply now button.
2. Delete your desired service line from the Wub.ini file
3. Now you can choose disable service and Protect service settings options

### Service List Options

Under Menu button there is a “Service List Options” choice if you click it, Service List Options popup window will be open. With this GUI you can easily control services which added to Wub.ini [Service\_List] section. You can add Maximum 25 service to Wub.ini. Wuausrv service showing only for informational purposes therefore you can not edit it.

-  Dns jumper - 4.737.697
-  Windows Update Blocker - 2.729.869
-  Firewall App Blocker - 1.211.990
-  Reduce Memory - 1.044.973
-  Easy Context Menu - 713.264
-  Easy Service Optimizer - 524.856
-  Edge Blocker - 468.015 New
-  Folder Painter - 404.481
-  Win11 Classic Context ... - 310.865
-  ReIcon - 307.748
-  BlueLife Hosts Editor - 298.801
-  Ratool - 281.880
-  DNS Angel - 247.822
-  RunAsTool - 242.741
-  AskAdmin - 230.828
-  Qemu Simple Boot - 225.820
-  WebCam On-Off - 222.735
-  PowerRun - 203.391
-  Ntfs Drive Protection - 196.678
-  BlueLife KeyFreeze - 187.991
-  Bluetooth Version Finder - 185.188
-  Show Disk Partition Style - 173.339
-  Router Default Passwords - 163.209
-  Fix Print Spooler - 162.539
-  Window TopMost Control - 146.303
-  Reg Converter - 128.087
-  Temp Cleaner - 120.141
-  Simple Run Blocker - 113.120
-  Net Disabler - 110.856
-  Drive Letter Changer - 104.607
-  6to4 Remover - 103.422
-  Simple VHD Manager - 90.731
-  Hide From Uninstall List - 101.114
-  Defender Exclusion Tool - 97.443
-  I Update Time - 78 961

-  Update Time - 78.501
-  Rebuild Shell Icon Cache - 75.835
-  SendTo Menu Editor - 68.267
-  Registry Key Jumper - 67.017
-  Password Generator - 63.609
-  Backup Start Menu Layout - 63.200
-  Dns Lock - 63.121
-  Hibernate Enable or Disable - 62.295
-  Restart Explorer - 61.136
-  Safe Mode Launcher - 54.939
-  Windows Settings Blocker - 52.480
-  Switch Power Scheme - 50.399
-  URL Disabler - 46.396
-  Network Profile Changer - 45.880
-  Sordum Monitor Off - 44.902
-  Simple Firefox Backup - 44.196
-  Copy Public IP - 39.650
-  Classic Shut Down - 37.178
-  Reset Data Usage - 36.597
-  Desktop.ini Editor - 36.440
-  Show Desktop Icons - 35.563
-  Bpuzzle - 32.557
-  VHD For Context Menu - 28.042
-  Find Prime Numbers - 25.412
-  Streams Remover - 24.672
-  Mouse Settings Changer - 23.865
-  Send Windows Key - 22.091
-  No Mouse Wheel Zoom - 15.923
-  Store Apps Tool - 9.159
-  Skip UAC Prompt - 8.825 **New**
-  Wi-Fi Filter Tool - 7.066

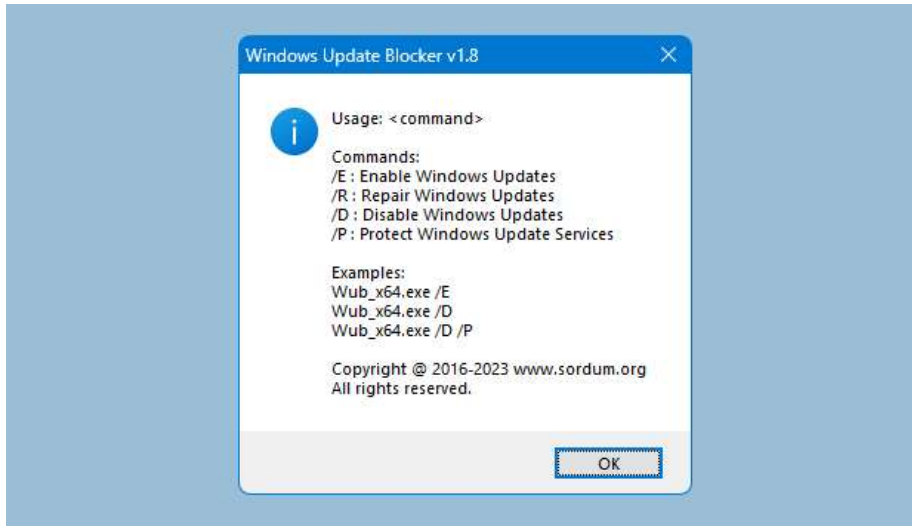


## Recent Comments

- Robert Childer ... | Windows Updat ...
- Sordum Team | Windows Update Block ...
- Sordum Team | Skip UAC Prompt v1.2
- Fatih | Windows Update Blocker v1. ...
- Tony4219 | Skip UAC Prompt v1.2

**NOTE:** If the windows update service doesn't start or if there is a problem even though you have enabled windows updates, please **restart your system** and try again. When windows updates are **turned off**, some windows processes or programs may try to open and repair Windows updates, **resulting in windows update being damaged**. Please use the Windows Update Troubleshooter from [Microsoft](#) if the updates do not open after restarting the system.

Windows Update Blocker supports Command line options to automate Windows Update Blocker tasks :



**NOTE:** Wub software does not block Microsoft defender updates.

**Supported operating systems:** Windows 11 , Windows 10, Windows 8.1 , Windows 8 , Windows 7 , Windows Vista ,Windows XP (32\64-bit).

**Supported languages:** English , Turkish , German , Hebrew , Slovenian , French , Russian , Portuguese , Italian , Polish , Spanish , Czech , Ukrainian , Greek , Hungarian , Chinese Simplified , Chinese Traditional , Portuguese (brasil) , Thai , Arabic , Korean , Vietnamese , Japanese , Indonesian , Persian , Swedish , Thai , Georgian , Danish (Dansk), Albanian, Azerbaijani, Bulgarian, Serbian , Uzbek , Tajik , Abkhazian , Romanian , Slovak , Sinhalese, Macedonian , Croatian , Lithuanian ,Turkmen , Dutch (Nederland) , Dutch (Didier)



File: Wub\_x64.exe | [VirusTotal](#)

MD5: 9d6778f7f274f7ecd4e7e875a7268b64

SHA1: 452fa439f1cc0b9fcc37cf4b8cff96e8cc348aa

File: Wub.exe | [VirusTotal](#)

MD5: 82aff8883099cf75462057c4e47e88ac

SHA1: 68e2939f59b3869e9bd3ecc4aca3947649631bf8

- Sordum Team | Ratool v1.4 (Removab ...
- flavio | Ratool v1.4 (Removable Ac ...
- Sordum Team | Hibernate Enable or ...
- zhouyuntian | Hibernate Enable or ...
- The Fanihi Man | Windows Update Bl ...
- Sordum Team | PowerRun v1.6 (Run w ...
- GBR | PowerRun v1.6 (Run with high ...
- Desp Alk | Windows Update Blocker ...
- beauty | Dns Jumper v2.3
- Sordum Team | Skip UAC Prompt v1.2

## Web Tools

- Hash Tool
- Random Password Generator
- Convert Case
- Base64 Decoder/Encoder
- HTML Entity Decoder/Encoder
- URL Decoder/Encoder
- Data Size Converter

[Show My IP Address](#)

[Google Translate](#)

[81 User online](#)

62 queries in 0.063 seconds.

Download

### Related Posts



#### RUNASTOOL V1.5

217 Comments | Sep 2, 2022



#### DNS ANGEL V1.7

159 Comments | Jan 23, 2023



#### ASKADMIN V2.0

107 Comments | Apr 3, 2023



#### REDUCE MEMORY V1.6

149 Comments | Aug 18, 2021

### 793 COMMENTS



Robert Childers | May 11, 2024

This has to be the absolute best thing that ever happened in the disastrous, murky world of microsoft home computing and their nightmare b\*st\*rd child, windows 10. Thank you for averting so many PC crashes caused by their defective, mostly untested, incessant, never ending windows 10 updates.



Sordum Team | May 11, 2024

Thanks



Fatih | May 10, 2024

I use it every time I want to turn off Windows Update. When the update is turned off, the programs cannot turn on the update feature even if they want to, so it works for me. I thank those who did it for their efforts.





The Fanihi Man | May 6, 2024

all part of "trusted device"

A trusted device is not a device that the end user can trust, trusted device means that micosoft can trust that device to do what ever THEY want whenever THEY want it to without your permission VERY BAD FOR THE END USER!!



Desp Alk | May 5, 2024

Eu amei este aplicativo, eu o uso para bloquear o lixo que o Windows Update faz com o meu computador, que só vivia travando por causa das atualizações intrometidas!



Sordum Team | April 21, 2024

Microsoft Defender will update itself if it is running properly. Turning off Windows Update will not prevent Microsoft Defender from updating itself.  
If Windows Update is turned off, Microsoft Defender will update itself if there is a critical Defender update.  
However, Microsoft Defender might not update itself unless there is a critical Defender update.



Enoch | April 21, 2024

Does anyone have the problem that Microsoft Defender can not update neither ?  
I have used Windows Update Blocker v1.8 for several months , it is really helpful .  
However since last week or more early , I found Microsoft Defender can not update neither .  
I have to turn off Windows Update Blocker v1.8 then update Microsoft Defender.  
Does anyone know how to fix it ? Thanks.



Sordum Team | April 17, 2024

Thank you



Francescone | April 17, 2024

Hi! I discovered your site recently and already use two software you have developed. I thank you for your dedication to the open source environment and your efforts to always look for innovative and ingenious software. I will make a "token" donation to you shortly. Thank you for everything

(Ciao! Ho scoperto il vostro sito da poco tempo e già uso due software che avete sviluppato. Vi ringrazio per la vostra dedizione all'ambiente open source e ai vostri sforzi per cercare sempre software innovativi e geniali. Vi farò a breve una donazione "simbolica". Grazie di tutto)



Gerryt | April 14, 2024

Hello!  
When my PC reboots to install an update, my PC freezes at 99% every time. I then have to start the repair service by switching off several times during booting and then my PC starts again. I hope to be able to solve this problem with this tool. I cannot prevent the automatic installation of the update via the normal settings.  
Thanks!



劍 | March 23, 2024

超级好用

« Previous 1 ... 45 46 47

## Add a Comment

Your email address will not be published. Required fields are marked \*


Comment \*

Name: \*

Email Address: \*

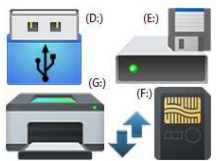
Website:

Security Code: \*



ADD COMMENT


### Our Freewares



Drive Letter C...



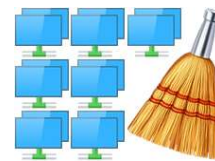
Windows Setti...



Ratool v1.4 (R...



Fix Print Spool...



Tunnel Adapte...



Dns Jumper v2.3



COPYRIGHT © 2006-2024 [SORDUM.ORG](https://www.sordum.org). ALL RIGHTS RESERVED.

[PRIVACY POLICY](#)

[CONTACT US](#)

[EULA](#)

[DONATE](#)

[DOWNLOAD](#)