

RunAsTool v1.5

[Sordum Team](#) | [September 2, 2022](#) | [217 Comments](#)



Windows' built-in "Run-As" command allows you to launch a program as a different user account than the one currently active, However, *runas.exe* cannot be fully automated as it requires that the user type in the password for the alternate account. RunAsTool is portable freeware which allows standard users to run a specific program with administrator privileges without the need to enter the administrator password. This allows you to provide standard (non-admin) users with access to programs that require admin rights.

Under a restricted account, some programs may not run correctly due to missing administrator rights, therefore many users are given administrator accounts, making the system more vulnerable to malware, viruses and other security risks. With RunAsTool, you can correct this.

To run Properly RunAsTool need to install on a windows system which has an Administrator account with password. The login information for the application like username and password are read from an encrypted file – You don't have to worry about your Admin Password.

RunAsTool v1.5 – What's New – (Freitag, 2. September 2022)

1. **[Added]** – ability to attach a file in network location
(\\BlueLife\\ExampleFolder)



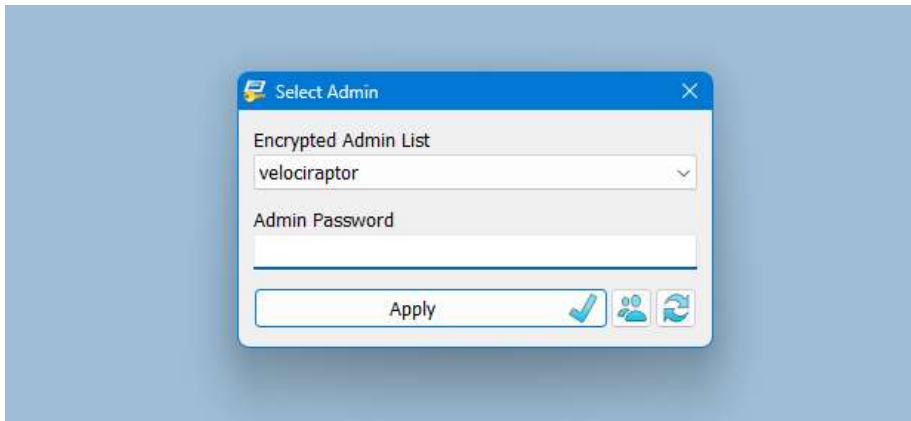
2. **[Added]** – option to reset previous list (/R) for import Cmd parameter
3. **[Added]** – parameter to uninstall program (RunAsTool.exe /Uninstall)
4. **[Fixed]** – The text in the program interface is tiny
5. **[Fixed]** – Improvements in the code of the program
6. **[Fixed]** – A small Bug in parameter and a character corruption in import parameter information

How to use

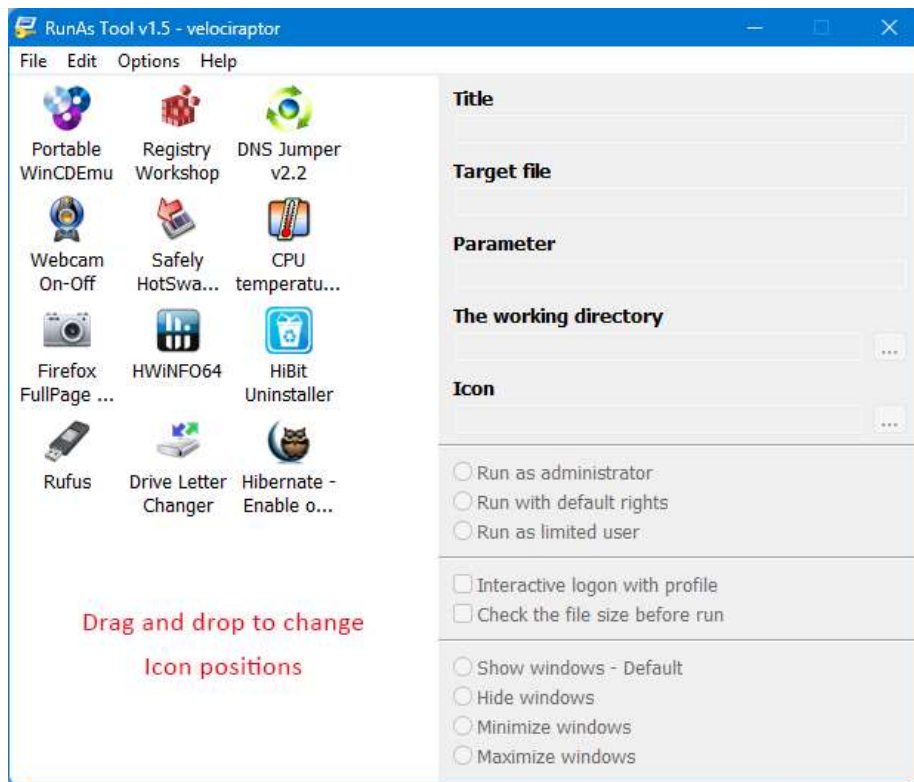
With RunAsTool there is no need to use a CMD prompt or any parameter in order to allow a standard user to run a program with admin rights. Just download, extract, and launch RunAsTool.

1) Administrators In standard user account:

Launch RunAsTool and choose an admin account (if there are more than one) and type in the associated admin password.



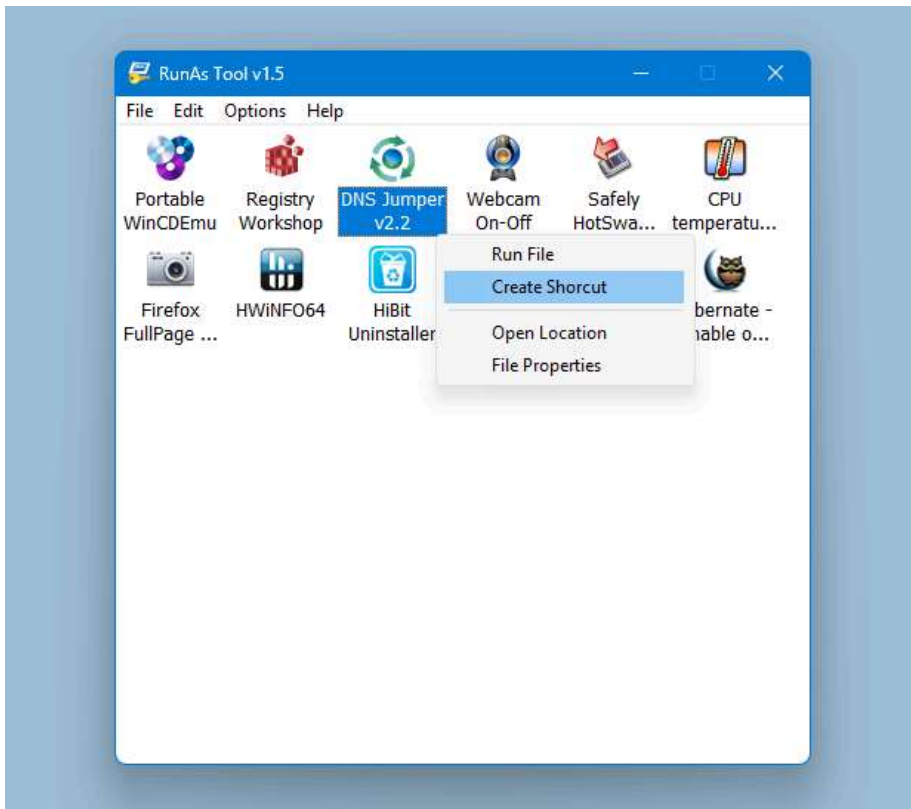
RunAsTool has two user interfaces (UI). One for administrator accounts and one for standard users. (Standard users aren't able to use the admin UI). In the admin UI, you can easily drag and drop any program(s) into the UI in order to give it admin privileges. Standard users can also create application shortcuts.



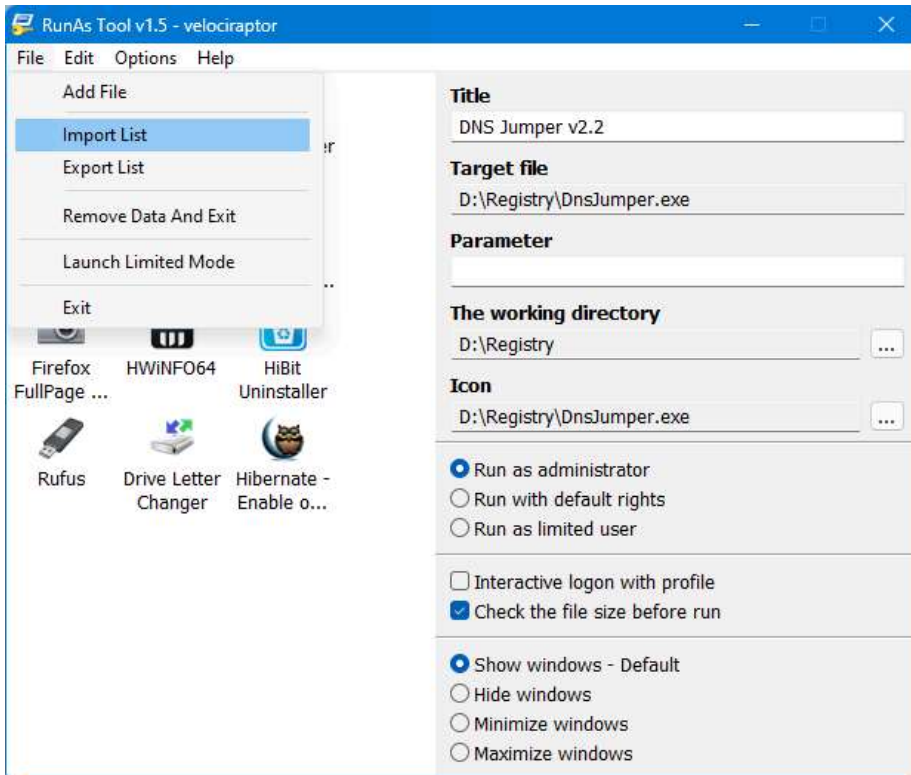
To change the places of the icons in the interface, simply drag them on each other. RunAsTool has several useful options. For example, “Run with default rights”, “Run as limited user”, as well as the ability to show, hide, minimize, or maximize the launched window(s). As a security check, administrators can use “check the file size before run” feature. If a restricted user attempts to rename another program in order to run it with admin rights (a.k.a. “spoofing”), this option will prevent the user from doing so.

2) Administrators In Administrator user account:

Admins can easily add program(s), then right click it/them and create a shortcut on the standard user’s desktop.





































































Administrators can also easily import and export program lists. Just click File->Menu and choose Import or Export. This is useful to create a list once and use it again later.



Standard users have two options to use an allowed program(s) with admin privileges.

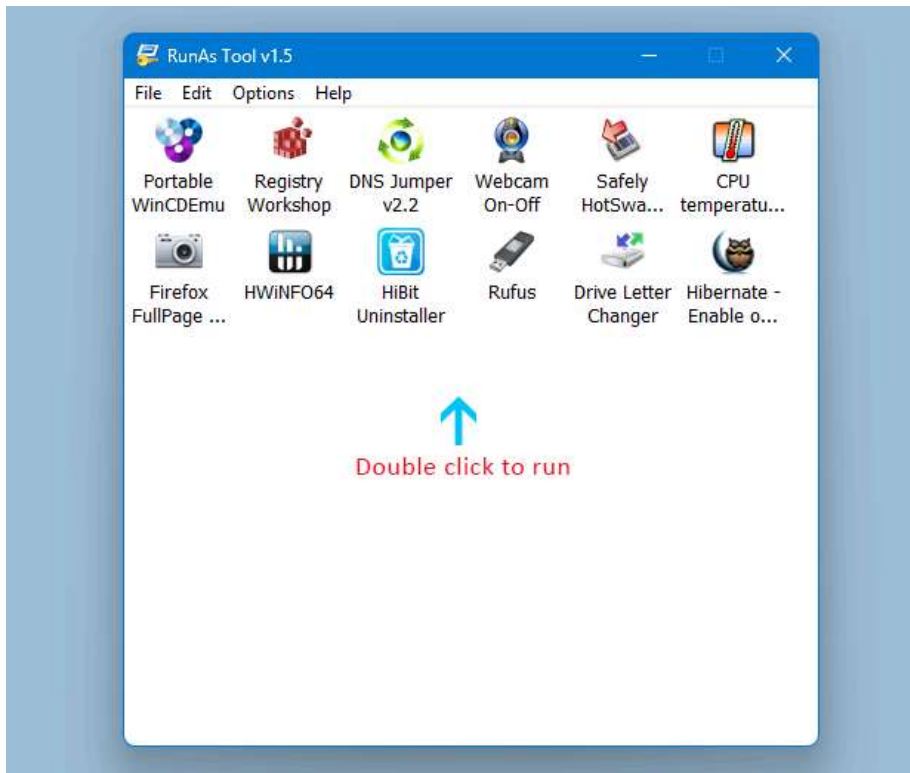
1) In the RunAsTool restricted UI, double-click any program to run it with admin rights.

-  Dns jumper - 4.737.696
-  Windows Update Blocker - 2.729.868
-  Firewall App Blocker - 1.211.989
-  Reduce Memory - 1.044.973
-  Easy Context Menu - 713.264
-  Easy Service Optimizer - 524.856
-  Edge Blocker - 468.014 **New**
-  Folder Painter - 404.481
-  Win11 Classic Context ... - 310.865
-  ReIcon - 307.748
-  BlueLife Hosts Editor - 298.801
-  Ratool - 281.880
-  DNS Angel - 247.822
-  RunAsTool - 242.741
-  AskAdmin - 230.828
-  Qemu Simple Boot - 225.820
-  WebCam On-Off - 222.735
-  PowerRun - 203.391
-  Ntfs Drive Protection - 196.678
-  BlueLife KeyFreeze - 187.991
-  Bluetooth Version Finder - 185.188
-  Show Disk Partition Style - 173.339
-  Router Default Passwords - 163.209
-  Fix Print Spooler - 162.539
-  Window TopMost Control - 146.303
-  Reg Converter - 128.087
-  Temp Cleaner - 120.141
-  Simple Run Blocker - 113.120
-  Net Disabler - 110.856
-  Drive Letter Changer - 104.607
-  6to4 Remover - 103.422
-  Simple VHD Manager - 90.731
-  Hide From Uninstall List - 101.114
-  Defender Exclusion Tool - 97.443
-  I Update Time - 78.961

-  Update Time - 78.501
-  Rebuild Shell Icon Cache - 75.835
-  SendTo Menu Editor - 68.267
-  Registry Key Jumper - 67.017
-  Password Generator - 63.609
-  Backup Start Menu Layout - 63.200
-  Dns Lock - 63.121
-  Hibernate Enable or Disable - 62.295
-  Restart Explorer - 61.136
-  Safe Mode Launcher - 54.939
-  Windows Settings Blocker - 52.480
-  Switch Power Scheme - 50.399
-  URL Disabler - 46.396
-  Network Profile Changer - 45.880
-  Sordum Monitor Off - 44.902
-  Simple Firefox Backup - 44.196
-  Copy Public IP - 39.650
-  Classic Shut Down - 37.178
-  Reset Data Usage - 36.597
-  Desktop.ini Editor - 36.440
-  Show Desktop Icons - 35.563
-  Bpuzzle - 32.557
-  VHD For Context Menu - 28.042
-  Find Prime Numbers - 25.412
-  Streams Remover - 24.672
-  Mouse Settings Changer - 23.865
-  Send Windows Key - 22.091
-  No Mouse Wheel Zoom - 15.923
-  Store Apps Tool - 9.159
-  Skip UAC Prompt - 8.825 **New**
-  Wi-Fi Filter Tool - 7.066

Recent Comments

- Robert Childer ... | Windows Updat ...
- Sordum Team | Windows Update Block ...
- Sordum Team | Skip UAC Prompt v1.2
- Fatih | Windows Update Blocker v1. ...
- Tony4219 | Skip UAC Prompt v1.2



2) If the administrator has allowed it, a standard user may click any program and create their own shortcuts, so that there is no need to launch RunAsTool every time. They can also use any shortcut which the admin has already created for them.

How to import a backup file to multiple computers

```
Administrator: C:\Windows\system32\cmd.exe
C:\Users\sordum\Desktop\RunAsTool_v1.5>cd\
C:\>RunAsTool.exe "/U=velociraptor" "/P=123" "/I=RunAsTool.rnt"
C:\>RunAsTool.exe /R "/U=velociraptor" "/P=123" "/I=RunAsTool.rnt"
```

To backup your settings please use "File - Export List" Feature , you will get a .rnt file like this "20180426_173736_RunAsTool.rnt" the first numbers Indicates the current date , to import the backup file silently run the Cmd with Administrator privileges and use the following command

```
RunAsTool.exe "/U=Admin" "/P=PassWord" "/I=Import.rnt"
```

```
RunAsTool.exe /R "/U=Admin" "/P=PassWord" "/I=Import.rnt"
```

/R : Reset previous list

Admin : Account Name

PassWord : Account Password

Import.rnt : Backup file name

- Sordum Team | Ratool v1.4 (Removab ...
- flavio | Ratool v1.4 (Removable Ac ...
- Sordum Team | Hibernate Enable or ...
- zhouyuntian | Hibernate Enable or ...
- The Fanihi Man | Windows Update BI ...
- Sordum Team | PowerRun v1.6 (Run w ...
- GBR | PowerRun v1.6 (Run with high ...
- Desp Alk | Windows Update Blocker ...
- beauty | Dns Jumper v2.3
- Sordum Team | Skip UAC Prompt v1.2

Web Tools

- Hash Tool
- Random Password Generator
- Convert Case
- Base64 Decoder/Encoder
- HTML Entity Decoder/Encoder
- URL Decoder/Encoder
- Data Size Converter

Show My IP Address

Google Translate

78 User online

63 queries in 0.059 seconds.

To simplify the whole process you can use a cmd or Bat file and use an Account credentials temporarily in it.

Supported operating systems: Windows 11 , Windows 10 , Windows 8.1 ,Windows 8 , Windows 7 , Windows Vista , Windows Xp

Supported languages: English , Turkish , German , French , Spanish, Vietnamese, Greek , Indonesian , Russian , Japanase , Persian , Arabic , Polish , Chinese (Simplified and Traditional) , Hungarian , Korean , Slovenian , Hebrew , Italian , Brazilian Portuguese ,Dutch (Nederlands) , Romanian , Catalan , Lithuanian



File: RunAsTool_x64.exe | [Virustotal](#)

MD5: 38fcaa6fb65ce15c777132caf6e1056b

SHA1: c62ca48c1995cc657acac7c33705d9e0dc1c3997

File: RunAsTool.exe | [Virustotal](#)

MD5: 899198029f9adc45094652dc9a629a99

SHA1: 60d5169c227500a56dd5555abaf951d996d4203c

Download

Related Posts



STORE APPS TOOL V1.1

18 Comments | Sep 1, 2023



SIMPLE RUN BLOCKER V1.5

96 Comments | Nov 1, 2017



REG CONVERTER V1.2

82 Comments | Jan 22, 2018



REGISTRY KEY JUMPER V1.3

77 Comments | May 18, 2019

217 COMMENTS



Cristian | March 8, 2024

Hi,
I have been a happy user of RunasTool, and I wanted to

promote the use of RunAsTool in my company as well.

Unfortunately, due to privacy policies we need to consider if there are any reasons, that is not compliant.

I understand that we could just not use RunAsTool, but if the policy could be updated to match regulations such as GDPR it would be of great help.

Some examples could be Mozilla or Notepad++ privacy policies.

Is it possible to adequately update the privacy policy?



Sordum Team | March 6, 2024

Hi, For frequently updated files, in the program addition list, click on the file and uncheck "Check the file size before run".



twyxted | March 6, 2024

Hi,
Will there be a new version for this? It is a great tool for us to let standard users run a program that requires admin privileges. However; whenever an app/program gets a big update/patch (1GB and above), our users were getting errors running the program. In order for us to fix it, we have to remove the current shortcuts from the Limited Mode and put it back again in there in order for it to work.



Sordum Team | February 29, 2024

We have a plan to update all the software (except a few), we just need to find the time to do it.



Kalyan | February 29, 2024

Any plans to update RunAsTool v1.5 to latest.. since its lastly update in Sep 2022



Sordum Team | January 11, 2024

Hi, RunAsTool **does not support network environment** (admin account on the network, etc.)



Sordum Team | January 11, 2024

Hi Andy **RunAsTool does not support network environment (admin account on the network, etc.)**
RunAsTool requires an encrypted **local administrator** account to run. It is unlikely that there is a problem with a character in the password you use for your encrypted local administrator account. If you can write a sample password containing the characters you use in your password for us to test, we can try to find the problem.



Andy | January 11, 2024

when ever i write my password i get an error message saying that my password is wrong.
i am using windows 11



Fernando | January 11, 2024

Hi, every time I open the program with main administrator user/pass, it tries to log into all other admin users and for security reasons accounts get blocked (more than 2 attempts). Why every time I open the admin UI, all the accounts get blocked?

Any workarounds or am I doing something wrong? This tool is a perfect solution to my problem, thank you!!!



John Doe | November 22, 2023

Hello Anastasios,
Try creating a shortcut for the application from the C:\

path, not from the user's desktop. This should work on all d



Sordum Team | October 21, 2023

Hi , it doesn't support domain environment, Sorry



Anastasios | October 20, 2023

Hello, so I want to use your program in a domain environment, I have setup every computer with the same local admin account, same password, but apparently, I tried to send your 2 files in C:\Program Files\RunAsTool on every PC, and create 1 shortcut in the desktop of users through a Shared network folder. This only works on the PC that created the shortcut, something about your "path to runastool" "3 letters code" , if I change that 3 letters, the next PC works and so on.

Is there any way to accomplish a global shortcut?
Thanks in regards, would be so helpful.



Sordum Team | October 17, 2023

Hi, Applications use the profile of the user they are running as. Since the program is running under the encrypted Admin account, the Admin user's desktop etc. appears in the Open file section. We will investigate what can be done about this.

« Previous 1 ... 11 12 13

Add a Comment

Your email address will not be published. Required fields are marked *

Comment *

Name: *

Email Address: *

Website:

Security Code: *

ADD COMMENT

Our Freewares



Easy Service O...



Rebuild Shell I...



Window TopM...



SendTo Menu ...



Dns Angel v1.7



BlueLife Hosts...



COPYRIGHT © 2006-2024 [SORDUM.ORG](https://www.sordum.org). ALL RIGHTS RESERVED.

[PRIVACY POLICY](#)

[CONTACT US](#)

[EULA](#)

[DONATE](#)

[DOWNLOAD](#)